



### **500KG(1200LBS) Electric Magnetic Lock (Surface Mounted)**

#### **Features**

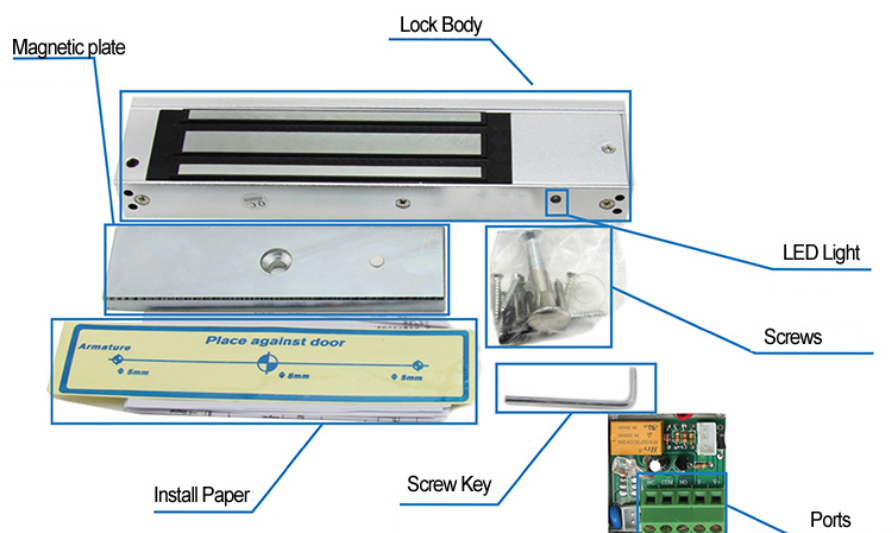


1. With LED lights on. SM-500-S has Signal output to indicate the lock status (monitored)
2. Low current consumption
3. Reliable holding force
4. High strength material, anodized aluminum housing
5. Anti-residual magnetism designed
6. Durable and silence operation
7. CE Certificate by European Union

#### **Specification**

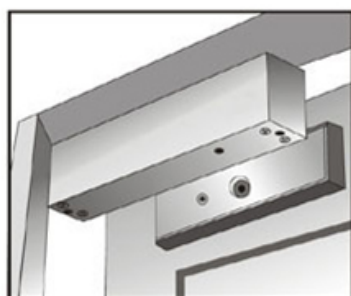
Model	SM-500 / SM-500-S (Signal output) / SM-500-ST (Signal output and time delay)
Feature	Fail-safe: Power to lock. (Signal output, monitored), time delay: 0,3,6 second delay
Lock Size	265 L X 40 H X 73 D (mm)
Armature Size	185 L X 13 H X 60 D (mm)
Holding Force	500KG(1200LBS)
Voltage	DC12V
Current Draw	12V/450mA
Material	Finishes for shell: Anodized aluminum Finishes for magnet: Zinc Finishes for Armature: Zinc
Certification	CE, ROHS
Advantage	Low power consumption, high efficiency
Application	Metal doors, wooden doors, fireproof doors, glass door
Weight	Approx.: 4.4kg

#### **Packing**

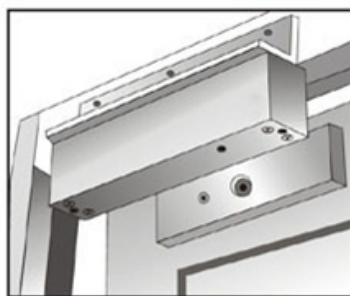
Carton Size: 30X18X27cm Qty/Carton: 6pcs N.W: 26.0 KG G.W: 28.0 KG



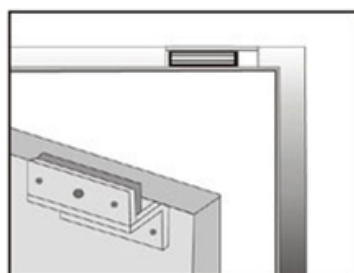
## Install Diagram



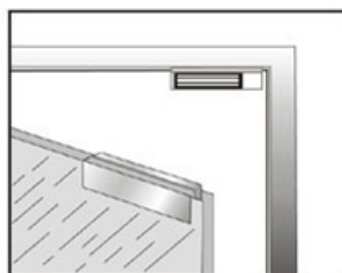
**Standard Installation**



**LS Bracket Installation**



**ZL Bracket Installation**



**U Bracket Installation**